




Arizona International Soft Landing Experience



AISLE - PHOENIX

gpec.org/aisle

OVERVIEW

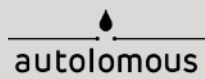
The Arizona International Soft Landing Experience (AISLE) helps international companies accelerate their U.S. market entry and expansion through a low-risk, expert-guided landing platform in Greater Phoenix.



AISLE was co-founded by the Greater Phoenix Economic Council (GPEC)—the region’s leading economic development organization—and Arizona State University (ASU), one of the fastest-growing research institutions in the United States and home to more than 194,000 students.

Through AISLE - Phoenix, global companies gain direct access to the region’s rapidly expanding health, bioscience, and medtech ecosystem, along with the talent, research capabilities, and industry partnerships needed to successfully scale in the U.S.

CURRENT & PAST COMPANIES



UNIQUE AMENITIES:

- Fume hoods
- Biosafety Cabinets (BSCs)
- BSL-2 enabled lab spaces
- Laboratory manager support
- Thermo Fisher vendor discounts

KEY BENEFITS

Office/Lab/Bench Space:

Participants gain access to discounted flexible office, laboratory, or bench space within Connect Labs, providing a professional environment to conduct research, collaborate with partners, and begin U.S. operations without the long-term commitments typically associated with lab facilities.

Networking/Events:

AISLE participants receive access to GPEC's curated in-person and hybrid events, attended by regional business leaders, investors, researchers, and industry experts. These events provide opportunities to build strategic relationships and gain insights into the local business and innovation ecosystem. In addition to GPEC's event's companies will also have access to community events and business programming at Connect Labs and the 850 PBC.

Connectivity Support:

AISLE participants benefit from dedicated program support, including:

- A GPEC staff liaison to facilitate introductions to regional business leaders, industry experts, and service providers who can support expansion efforts.
- A dedicated ASU liaison to connect companies with faculty experts, research capabilities, and relevant university programs.
- A Connect Labs liaison to assist with facility onboarding, training, and day-to-day operations within the lab environment.



ABOUT THE PARTNERS

Arizona State University

Arizona State University (ASU) is a globally recognized research institution known for innovation, interdisciplinary collaboration, and industry partnerships. With more than 194,000 students and a strong emphasis on applied research, ASU provides companies with access to world-class faculty expertise, cutting-edge research facilities, and a deep pipeline of highly skilled talent.

Greater Phoenix Economic Council

The Greater Phoenix Economic Council (GPEC) is the regional economic development organization for the Greater Phoenix region. GPEC works to attract and grow high-quality companies by connecting them with the region's business ecosystem, workforce resources, and strategic partners. Over the past 36 years, GPEC has fueled the regional economy by helping over 1,090 companies, creating nearly 197,000 jobs and more than \$76.5 billion in capital investment.

Connect Labs by Wexford Science & Technology

Connect Labs by Wexford Science & Technology is a premier innovation and laboratory platform designed to support high-growth life science companies.

Connect Labs provides state-of-the-art turnkey laboratory and office space along with access to a collaborative community of startups, researchers, investors, and global industry leaders. Located within leading innovation districts, Connect Labs environments are designed to accelerate discovery, commercialization, and company growth.

FAQs

When can I start the program?

Program start dates are flexible and coordinated based on participant needs and facility availability.

What is the cost?

Office space (3-month min.)
Single desk: \$500 USD/month
One-person private office: \$1,000 USD/month

Shared lab bench (6-month min.)
Single bench: \$1,200 USD/month

Special offer: Commit to a 12-month term and receive up to 2 months free at the same monthly rates.

What if I want to stay longer than three months?


Participants interested in extending their stay can work directly with their Connect Labs liaison to explore extended real estate or laboratory options at the facility.

What equipment do I have access to?

Participants will have access to shared laboratory infrastructure and equipment available within Connect Labs. Specific equipment availability will be discussed during program onboarding and facility orientation.

DO YOU HAVE QUESTIONS?


Interested companies should verify eligibility and apply by contacting:



Sean Edmonds

*Economic Development
Manager, Knowledge
Enterprise*


Arizona State University
602.339.1128
sean.edmonds@asu.edu



Allison Duarte, Ph.D.

*Vice President, Bioscience
Business Development*

Greater Phoenix
Economic Council
602.262.8617
aduarte@gpec.org



Casey Gilchrist

*Vice President, International
Business Development*

Greater Phoenix
Economic Council
602.262.8604
cgilchrist@gpec.org

HOW TO APPLY



Scan the QR Code to begin your application process online.